

# March

## Nursery Newsletter

### Marvelous March

Throughout March we will be celebrating World Book Day, learning about different authors and we will look at a range of artists in depth and create our own versions of their works of art. We also be discussing and showcasing a range of our wonderful talents and we look forward to creating lots of experiments to celebrate Science Week.



### Aims

This month we will be reminding the children to be as **independent** as possible and to give all of their tasks a good go.

Some children are struggling to tidy up after themselves. Please go over this at home and encourage your child to tidy their toys away before moving on to another activity.

Please take time to watch your child attempt to put on and take off their shoes. If your child is unable to do this, then please go over this routine daily. Some children are being sent in with shoes that they are unable to independently change themselves. At the start of the year parents were asked to send in velcro shoes to encourage children to be as independent as possible.



### Reminders

#### Nursery Fund

Monthly £15 Termly £45

Please remember to pay the Nursery Fund online.

#### Important Dates

7<sup>th</sup> - World Book Day. Children are encouraged to wear pj's to school

11<sup>th</sup>-15<sup>th</sup> - Parent teacher consultations

- 12.50 finish all week

18<sup>th</sup> - School Development Day (Nursery closed)

22<sup>nd</sup> - Last day of term

- 11.50 finish

25<sup>th</sup> - 5<sup>th</sup> April - Easter holidays

Please ensure there is a spare pair of socks in your child's bag.

### Visitors

Mr Hullabaloo will be performing for us this month. We can't wait!

Jo Jingles and Luke from Sportstopia will also to visit us each week.

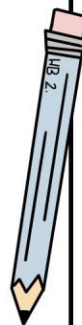


# Areas of Learning

## The Arts

We will be encouraging the children to:

- Act out rhymes and stories
- Create block painting works of art
- Create a large scale finger painting



## Early Mathematical Experiences

We will be encouraging the children to:

- Be able to talk about how shapes are used in their constructions
- Count objects which cannot be moved
- Begin exploring estimation



## Language Development

We will be encouraging the children to:

- Understand and respond appropriately to questions - why, how, what?
- Develop and extend language through role play
- Learn new vocabulary and use in appropriate contexts



## Personal, Social and Emotional Development

We will be encouraging the children to:

- Begin to resolve conflict with adult support
- Show creative thinking when carrying out tasks

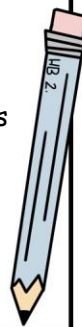


# Areas of Learning

## Physical Development and Movement

We will be encouraging the children to:

- Join in with a Bunny Hokey Pokey movement song and carry out the actions with confidence
- Complete an egg and spoon challenge
- Take part in a sponsored Easter Bounce



## The World Around Us

We will be encouraging the children to:


- Explore natural and seasonal materials on the lightbox
- Consider different properties of materials
- Ask questions about how things work



## Outdoor Learning Activities (including Forest School)

We will be encouraging the children to:

- Explore ice eggs
- Make muddy hot cross buns
- Have a tea party for The Tiger who Came to Tea
- Go on a Gingerbread Man hunt
- Create a Gingerbread Man using loose parts



## Learning Through Digital Play

We will be encouraging the children to:

- Take photos of their creations
- Record their voice on the iPad





# Songs and Rhymes

## 10 Little Chicks

Five eggs and five eggs, (hold up ten fingers)  
That makes ten.  
Sitting on top is the mother hen. (cover one hand with the other)

Crack, crack, crack, (clap 3 times)  
What do I see?  
Ten little chicks,  
As cute as can be! (Hold up ten fingers)



## Bunny Cokey Song

You put your right paw in, you take your right paw out.  
In, out, in, out, and you shake it all about.  
You do the Bunny Cokey, and you hop around.  
That's what it's all about!  
You put your left paw in...  
You put your pink nose in...  
You put your floppy ear in...  
You put your cotton tail in...  
You put the whole bunny in.



## I'm an Easter Bunny

I'm an Easter Bunny, watch me hop.  
Here are my two ears, see how they flop.  
Here is my cotton tail, here is my nose.  
I'm very soft and fluffy from my head to my toes.



## Easter Yoga

<https://www.youtube.com/watch?v=ASpNHI7kio4>

